

Product data sheet

Characteristics

XUB5APBNM12

Photoelectric sensors XU, XUB, diffuse, Sn 0.6 m, 12...24 VDC, M12



Product availability: Non-Stock - Not normally stocked in distribution facility

Price*: 55.90 USD



Main

| | |
|-------------------------------|--|
| Range of Product | Telemecanique Photoelectric sensors XU |
| Series name | General purpose single mode |
| Electronic sensor type | Photo-electric sensor |
| Sensor name | XUB |
| Sensor design | Cylindrical M18 |
| Detection system | Diffuse |
| Material | Plastic |
| Line of sight type | Axial |
| Type of output signal | Discrete |
| Supply circuit type | DC |
| Wiring Technique | 3-wire |
| Discrete output type | PNP |
| Discrete output function | 1 NC |
| Electrical connection | 1 male connector M12, 4 pins |
| Product Specific Application | - |
| Emission | Infrared diffuse |
| [Sn] nominal sensing distance | 1.97 Ft (0.6 m) diffuse |

Complementary

| | |
|---------------------------|--|
| Enclosure Material | PBT |
| Lens material | PMMA |
| Maximum sensing distance | 2.62 Ft (0.8 m) diffuse |
| Output Type | Solid state |
| Add on output | Without |
| Wire insulation material | PvR |
| Status LED | 1 LED yellow)output state |
| [Us] rated supply voltage | 12...24 V DC with reverse polarity protection |
| Supply voltage limits | 10...36 V DC |
| Switching capacity in mA | <= 100 mA overload and short-circuit protection) |

| | |
|------------------------|------------------------|
| Switching frequency | <= 500 Hz |
| Maximum voltage drop | <1.5 V closed state) |
| Current consumption | 35 mA no-load |
| Maximum delay first up | 15 Ms |
| Maximum delay response | 1 Ms |
| Maximum delay recovery | 1 Ms |
| Setting-up | Sensitivity adjustment |
| Diameter | 0.71 In (18 mm) |
| Length | 3.07 In (78 mm) |
| Net Weight | 0.10 Lb(US) (0.045 kg) |

Environment

| | |
|---------------------------------------|---|
| Product Certifications | UL CSA CE |
| Ambient air temperature for operation | -13...131 °F (-25...55 °C) |
| Ambient Air Temperature for Storage | -40...158 °F (-40...70 °C) |
| Vibration resistance | 7 gn +/- 1.5 mm 10...55 Hz) IEC 60068-2-6 |
| Shock resistance | 30 gn 11 ms) IEC 60068-2-27 |
| IP degree of protection | IP67 double insulation IEC 60529 IP65 double insulation IEC 60529 IP69K double insulation DIN 40050 |



Ordering and shipping details

| | |
|-----------------------|---------------------------------------|
| Category | 22415 - SENSORS, PHOTOELECTRIC, BASIC |
| Discount Schedule | DS2 |
| GTIN | 03389110157437 |
| Nbr. of units in pkg. | 1 |
| Package weight(Lbs) | 1.34 Oz (38 g) |
| Returnability | No |
| Country of origin | FR |

Packing Units

| | |
|------------------------------|------------------------|
| Unit Type of Package 1 | PCE |
| Package 1 Height | 2.60 In (6.6 cm) |
| Package 1 width | 3.46 In (8.8 cm) |
| Package 1 Length | 1.65 In (4.2 cm) |
| Unit Type of Package 2 | S01 |
| Number of Units in Package 2 | 22 |
| Package 2 Weight | 2.26 Lb(US) (1.024 kg) |
| Package 2 Height | 5.91 In (15 cm) |
| Package 2 width | 5.91 In (15 cm) |
| Package 2 Length | 15.75 In (40 cm) |

Offer Sustainability

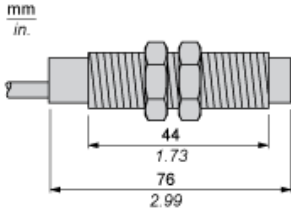
| | |
|---------------------------|---|
| Sustainable offer status | Green Premium product |
| California proposition 65 | WARNING: This product can expose you to chemicals including: Diisononyl phthalate (DINP), which is known to the State of California to cause cancer, and Di-isodecyl phthalate (DIDP), which is known to the State of California to cause birth defects or other reproductive harm. For more information go to www.P65Warnings.ca.gov |
| REACH Regulation |  REACH Declaration |
| EU RoHS Directive | Pro-active compliance (Product out of EU RoHS legal scope)  EU RoHS Declaration |
| Mercury free | Yes |

| | |
|----------------------------|---|
| RoHS exemption information | Yes |
| Environmental Disclosure | Product Environmental Profile |
| Circularity Profile | End Of Life Information |

Contractual warranty

| | |
|----------|-----------|
| Warranty | 18 months |
|----------|-----------|

Dimensions



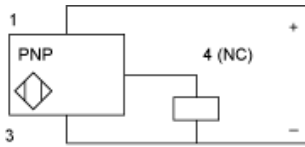
Wiring Schemes

M12 Connector

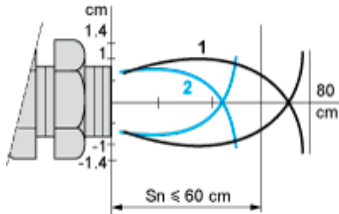


- 1 : (+)
- 3 : (-)
- 4 : OUT/Output

PNP Outputs



Detection Curves



- 1 : White 90%
 - 2 : Grey 18%
- Object 10 x 10 cm

| | |
|-----------------------|----------------|
| Product Life Status : | Commercialised |
|-----------------------|----------------|